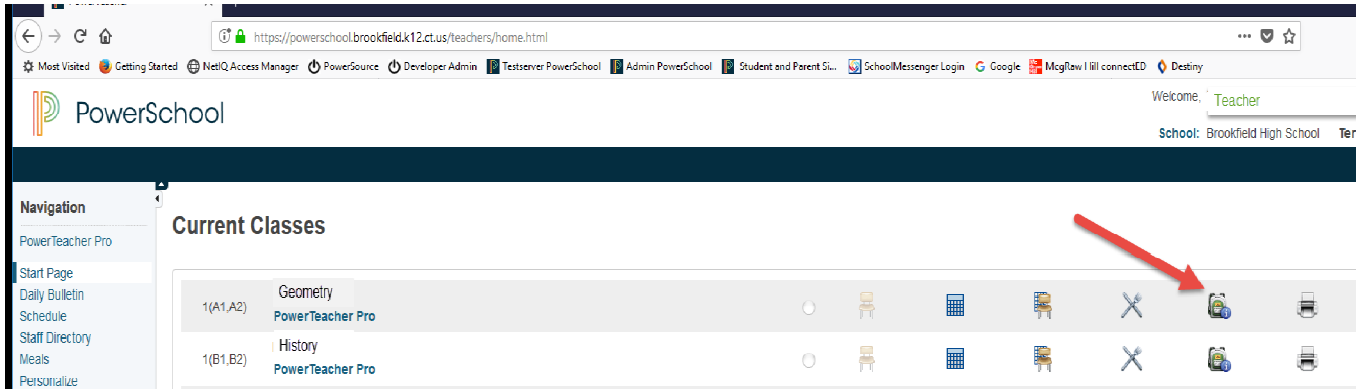
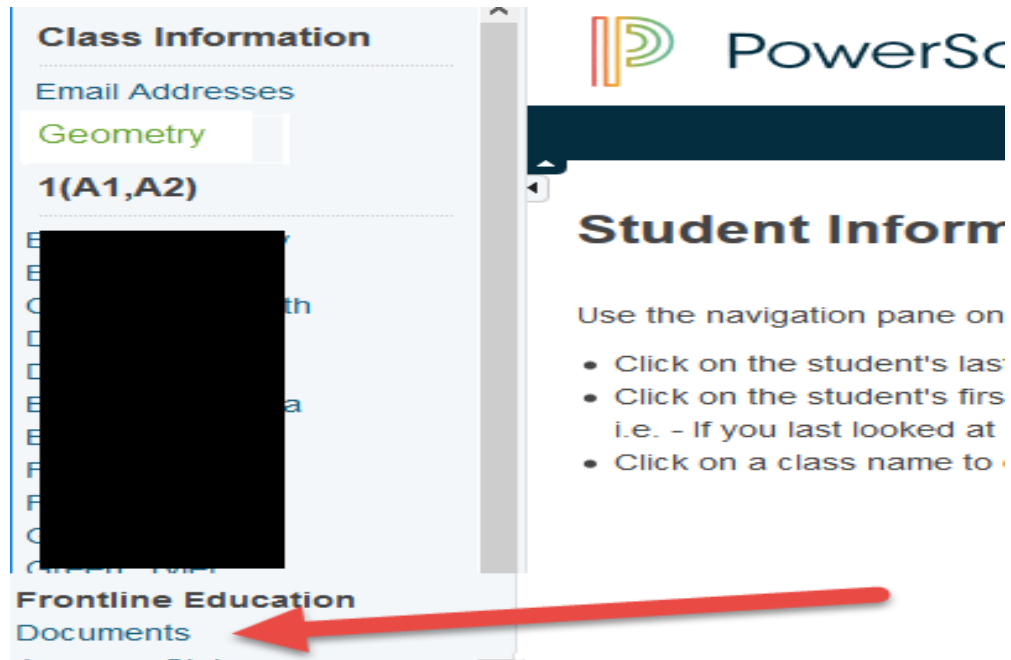


## PowerTeacher – Access Student IEP/504 Accommodations






1. Log into PowerTeacher
2. Click the BACKPACK for the course section



3. The next screen will display the section roster.
4. Click the Document link on the bottom of the left navigation.
5. Students that are currently on an IEP or 504 will display.








## Document Information

Name	IEP	Section 504
	-	
		-
		-
	-	

Powered by  frontline education

### Legend

-  : Click this icon to display more information about the student's IEP/504 Accommodations Plan, if available.
-  : Click this icon to request the corresponding IEP, 504 Accommodations Plan or Intervention Plan for a particular student.
-  : This icon displays while the requested report is being processed. Please wait a few moments.
-  : Click this icon to view the completed report.
-  : This icon displays when the requested report has failed to process.
- : Document does not exist for this student for the corresponding document type.