

Proposal to eliminate class rank at Brookfield High School

CAPE subcommittee
2/18/2021



Why eliminate class rank at BHS?

Diminished importance in college admissions

Calculated using variable factors

Lacks contextual information

Creates unnecessary pressure for students and families

Limited recognition of academic achievement

Aligns with other high performing schools

Diminished importance in college admissions

TABLE 7. PERCENTAGE OF COLLEGES ATTRIBUTING DIFFERENT LEVELS OF IMPORTANCE TO FACTORS IN ADMISSION DECISIONS: FIRST-TIME FRESHMEN, FALL 2017

Factor	N	Considerable Importance	Moderate Importance	Limited Importance	No Importance
Grades in All Courses	220	74.5	15.0	5.5	5.0
Grades in College Prep Courses	220	73.2	16.8	5.9	4.1
Strength of Curriculum	219	62.1	21.9	8.7	7.3
Admission Test Scores (SAT, ACT)	221	45.7	37.1	12.2	5.0
Essay or Writing Sample	220	23.2	33.2	24.1	19.5
Student's Demonstrated Interest	218	16.1	23.9	28.0	32.1
Counselor Recommendation	218	15.1	40.4	26.6	17.9
Teacher Recommendation	219	14.2	40.2	26.5	19.2
Class Rank	220	9.1	29.1	34.1	27.7
Extracurricular Activities	219	6.4	42.9	32.0	18.7
Portfolio	219	6.4	11.9	26.9	54.8
Subject Test Scores (AP, IB)	219	5.5	18.3	35.2	41.1
Interview	219	5.5	16.4	28.3	49.8
Work	217	4.1	28.6	36.9	30.4
State Graduation Exam Scores	218	2.3	8.7	18.8	70.2
SAT II Scores	216	1.9	5.6	14.8	77.8


SOURCE: NACAC Admission Trends Survey, 2018-19.

TABLE 8. PERCENTAGE OF COLLEGES ATTRIBUTING "CONSIDERABLE IMPORTANCE" TO FACTORS IN ADMISSION DECISIONS: FIRST-TIME FRESHMEN, FALL 2007 TO FALL 2018

	2007	2008	2009	2010	2011	2012	2013	2014	2015	2016	2017	2018
Grades in College Prep Courses	80%	75%	87%	83%	84%	82%	82%	79%	—	77%	71	73
Grades in All Courses	52	52	46	46	52	50	52	60	—	77	81	75
Strength of Curriculum	64	62	71	66	68	65	64	60	—	52	51	62
Admission Test Scores	59	54	58	59	59	56	58	56	—	54	52	46
Essay or Writing Sample	26	27	26	27	25	20	22	22	—	19	17	23
Class Rank	23	19	16	22	19	13	15	14	—	9	9	9
Counselor Recommendation	21	20	17	19	19	16	16	17	—	15	11	15
Demonstrated Interest	22	21	21	23	21	18	20	17	—	14	16	16
Teacher Recommendation	21	21	17	19	17	15	14	15	—	11	7	14
Interview	11	11	7	9	6	7	8	4	—	5	4	6
Extracurricular Activities	7	7	9	7	5	7	10	6	—	8	4	6
Work	2	2	2	2	2	1	3	1	—	3	2	4
Subject Test Scores (AP, IB)	7	8	7	10	7	5	8	7	—	7	4	6
State Graduation Exams	4	4	3	4	4	2	3	4	—	2	2	2
SAT II Scores	6	7	5	5	5	4	6	5	—	2	7	2
Portfolio	—	7	8	6	7	5	6	7	—	6	5	6

—Data are not available.

SOURCE: NACAC Admission Trends Surveys, 2007-08 through 2018-19.



Calculated using variable factors

Lacks contextual information



Brookfield High School

2020-2021 School Profile

"Create your tomorrow."



SCHOOL INFORMATION

Comprehensive high school serving over 900 students

Special Olympics Unified Champion School

Post High School Pursuits:

- Four-year college 83%
- Two-year college 7%
- Employment 2%
- Gap Year 1%
- Military 1%
- Other 6%

Located in northern Fairfield County, CT, with town population of 17,000

Students have the ability to

- Earn the Seal of Biliteracy
- Earn college credit through UConn Early College Experience, Western CT State University, and Naugatuck Valley CC partnership programs

Faculty members 84

- Doctorates 4
- 6th Year 15
- Master's 61

Accredited by CT State Department of Education and the New England Association of Schools & Colleges

Identified by US News & World Report as a Best High School

31 Clubs & 29 Sports Teams

GRADING, GPA, & RANK

- Grades are reported every 9 weeks.
- A semester course is 18 weeks long. Each quarter comprises 50% of the total grade.
- A full-year course is 36 weeks long. Each quarter comprises 25% of the total grade.
- There are no midterm or final exams for any courses.
- GPA is based on final grades in all BHS courses. Courses taken as Pass/No Pass are not included.
- Decile rank is reported for seniors based on the six-semester weighted GPA and is only reported for students who have completed 3 semesters at BHS.

GRADING SCALE

Grade	Numeric	Regular	Honors	AP
A+	97-100	4.33	4.67	5.33
A	93-96	4.0	4.34	5.0
A-	90-92	3.67	4.01	4.67
B+	87-89	3.33	3.67	4.33
B	83-86	3.0	3.34	4.0
B-	80-82	2.67	3.01	3.67
C+	77-79	2.33	2.67	3.33
C	73-76	2.0	2.34	3.0
C-	70-72	1.67	2.01	2.67
D+	67-69	1.33	1.67	2.33
D	65-66	1.0	1.34	2.0
F	64 & below	0.0	0.0	0.0

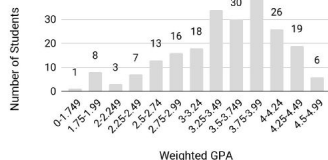
INC--Incomplete NM--No Mark/Med Excuse WF--Withdrawn, Fail
P--Pass AUD--Audit WP--Withdrawn, Pass

SPRING 2020 GRADING CHANGES

On March 13, 2020, Brookfield High School closed due to the COVID-19 pandemic. On March 23, 2020, students began distance learning using an asynchronous model where they accessed lessons and assignments online and completed work independently, with access to teachers via email or virtual office hours. For the fourth marking period, students could elect a numeric grade or a Pass/No Pass/Pass with Distinction mark, which translated to a numeric grade. The final grade for year-long classes was calculated based on these weightings: Q1 = 25%, Q2 = 25%, Midterm = 10%, Q3 = 25%, Q4 = 15%. The final grade for semester-long classes during the second semester was calculated based on these weightings: Q3 = 75%, Q4 = 25%. No final exams were given in spring of 2020. The final grades for all classes factored into GPA.

GPA DISTRIBUTION

Class of 2020
222 Students



HONORS & ADVANCED PLACEMENT COURSE OFFERINGS 2020-2021

ENGLISH

AP Language & Composition
AP Literature & Composition**
English I Honors
English II Honors
English III Honors
English IV Honors

MATH

AP Calculus AB
AP Calculus BC
AP Computer Science
AP Statistics
Algebra II Honors
Calculus Honors
Geometry Honors
Linear Algebra Honors
Pre-Calculus Honors

SCIENCE

AP Biology**
AP Chemistry
AP Environmental Science
AP Physics I
Biology Honors
Chemistry Honors
Earth & Energy Essentials Honors
Physics Honors

SOCIAL STUDIES

AP Human Geography
AP Psychology
AP United States Government & Politics
AP United States History**
AP World History
Global Themes Honors
Human Geography Honors
United States History Honors
American Government Honors

WORLD LANGUAGE

AP Spanish Language & Culture
French II Honors
French III Honors
French Cinema (IV & V) Honors
Spanish II Honors
Spanish III Honors
Spanish IV Honors

ADDITIONAL HONORS & AP

AP Music Theory
AP Research
AP Seminar
AP Studio Art
Special Charter Honors

UConn ECE COURSES

**These AP courses are also UConn Early College Experience courses, along with Music Appreciation II

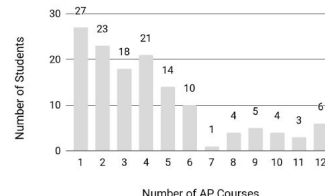
GRADUATION REQUIREMENTS

25 credit minimum:

English 4.0
Social Studies 4.0
Science 4.0
Mathematics 4.0
Health/PE 2.0
Career & Life Skills 1.5
Fine/Performing Arts 1.0
World Languages 2.0
Additional Electives 2.5

*One Carnegie Unit is granted for all subjects that meet at least eighty-two minutes on alternate days for the full school year. One-half Carnegie Unit is granted for one semester-course.

CLASS OF 2021 AP ENROLLMENT



MEAN SAT SCORES (Class of 2020)

Total 1054
EBRW 535
Math 519

MEAN ACT SCORES (Class of 2019)

Comp 24.9
English 23.8
Math 24.2
Reading 25.9
Science 25.2

CONTACT INFORMATION

Principal:
Marc Balanda

45 Longmeadow Hill Road
Brookfield, Connecticut 06804

Assistant Principals:
Susan Griffin
Jules Scheitler

School: (203) 775-7725
Counseling: (203) 775-7725 x 7751
Fax: (203) 775-7757
CEEB Code: 070085

Counseling Department:
Jennifer Gioglio, A-Di
Jessica Cintron-Henry, Do-K
Debbie Burch, L-Q
Kaitlyn McCabe, R-Z
Shannon Lungariello, College/Career
Rosa Hopcroft, Secretary

Creates unnecessary pressure for students and families

Limited recognition of student
achievement

Aligns with other high performing schools

Resources

[Position Statement: Class Rank, Grading and GPA](#) (National Association of Secondary School Principals)

[The State of College Admission Report, Chapter 3: Factors in Admission Decisions](#) (National Association for College Admission Counseling)

[Class Rank & College Admission](#) (College Board)

[Class Rank Weighs Down True Learning](#) (Guskey, Phi Delta Kappan)

[The Case for Abolishing Class Rank](#) (Kohn, Strauss, The Washington Post)