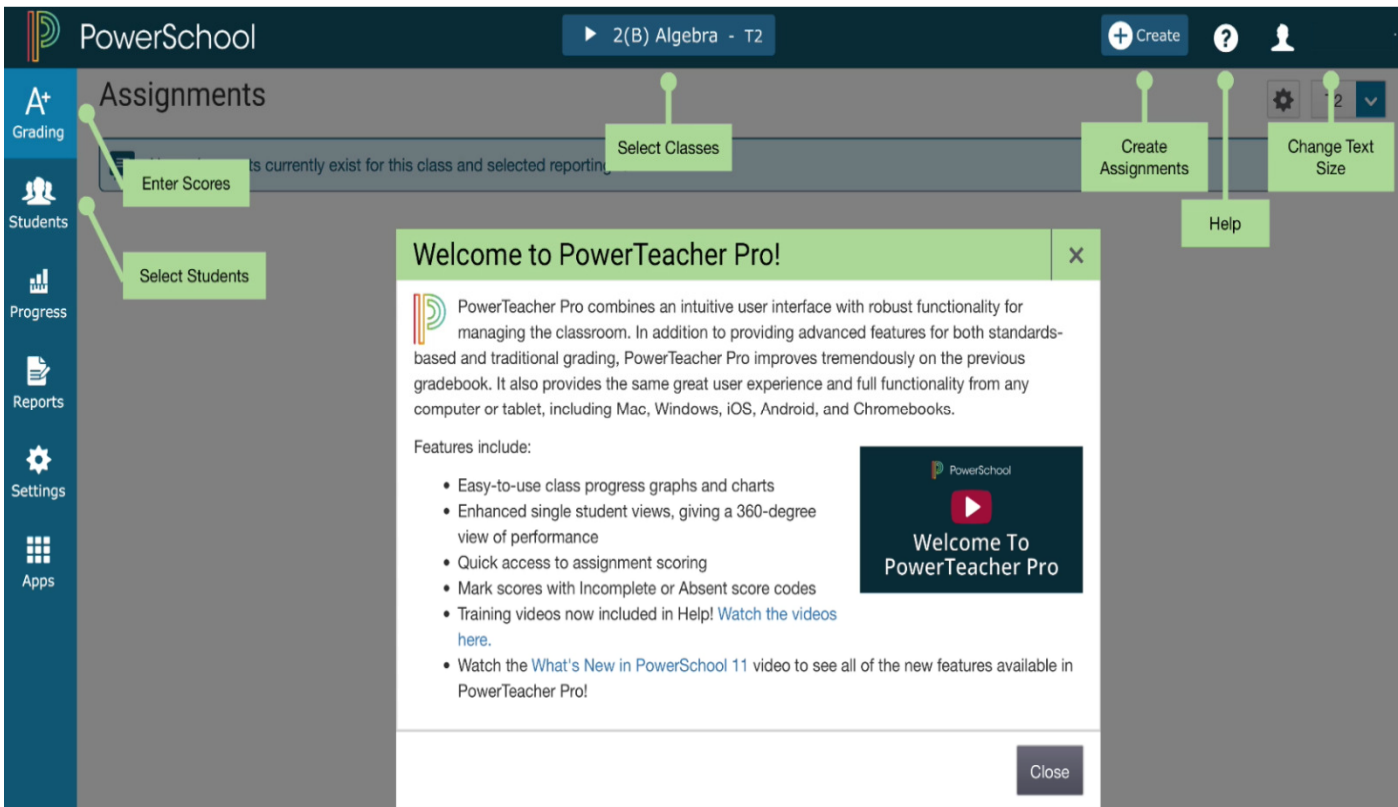


# POWERTEACHER PRO GRADEBOOK

## Assignments & Standards

### Overview



Create an Assignment

Associate with a standard

Enter assignment standard scores

PowerSchool auto-calculates the students final standard score—using the highest score entered.

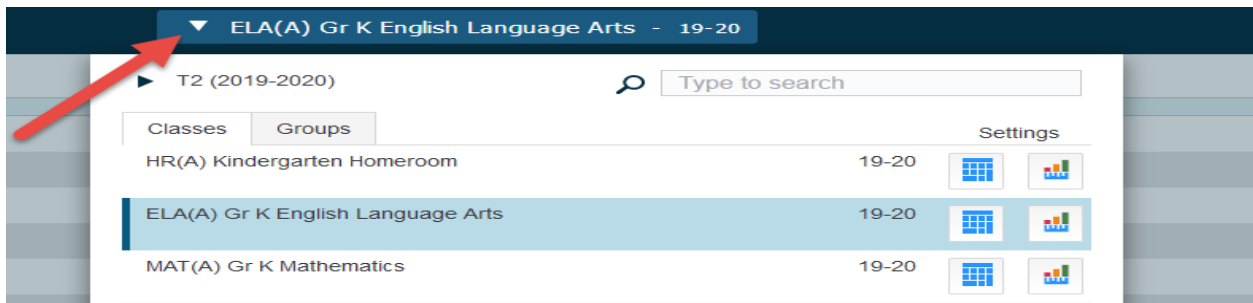
# POWERTEACHER PRO GRADEBOOK

## Assignments & Standards

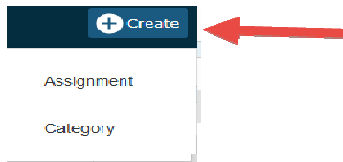
### Create Assignments

You can create one assignment at a time as you progress through the term, or you can set up assignments for the entire term before the term starts. Creating assignments before entering scores does not skew how grades are calculated. The final grade for a standard is the HIGHEST score.

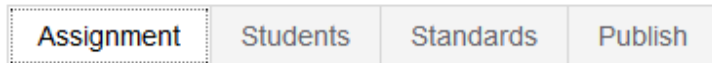
1. Log into Power Teacher Pro
2. Select the section from drop down



3. Click CREATE – top right of screen. Then select ASSIGNMENT



There are 4 tabs to edit when creating the assignment. Click **SAVE and CLOSE** when finished.



<p><b>Assignments</b></p> <ol style="list-style-type: none"> <li>1. Enter the name of the assignment</li> <li>2. Select the category (which is the Scale Level)</li> <li>3. Select score type – COLLECTED ONLY</li> <li>4. Enter Due Date</li> </ol>	<p><b>Students</b></p> <ol style="list-style-type: none"> <li>1. The default setting---will include ALL Students in the section. You may Add or Remove students from the assignment.</li> </ol>
<p><b>Standards</b></p> <ol style="list-style-type: none"> <li>1. Add/Edit Tab - Select the standards associated to the assignment</li> <li>2. Show Selected Standards- Click the box next to the standards to <i>Count in Grade</i>.</li> </ol>	<p><b>Publish</b></p> <ol style="list-style-type: none"> <li>1. The district default is set to –Never publish in the Parent Portal.</li> </ol>



#### TIP\*\* Create a Duplicate Assignment

You can copy existing assignments to different classes using the Copy Assignments feature. Click the Edit icon next to the assignment name on the Assignments page. Click Duplicate. The Assignment Name is automatically highlighted, and is appended with a number. Edit the assignment details and click **SAVE**.

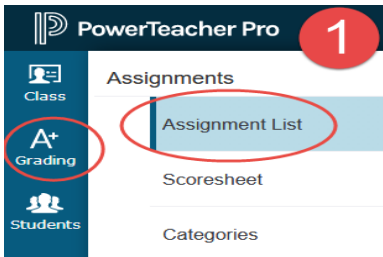
# POWERTEACHER PRO GRADEBOOK

## Assignments & Standards

### Entering Scores – ASSIGNMENT

There are multiple ways to enter assignment standard scores.  
Teachers can reference the Assignment or Student Standards Progress or Student Standards Scoresheet

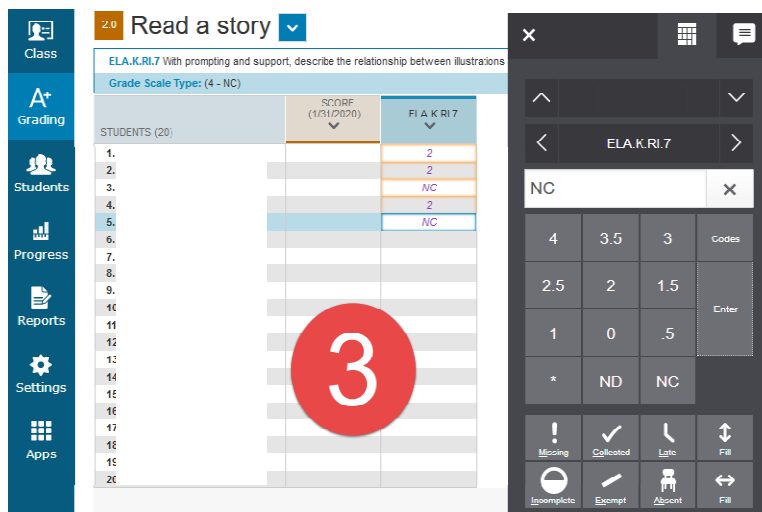
Click the charm GRADING, click ASSIGNMENT LIST.



Select the assignment from the list.

CATEGORY	ASSIGNMENTS
2.0	1. <a href="#">Read a story</a>
3.0	2. <a href="#">RF 3A consonant sound</a>
2.0	3. <a href="#">RF 3A direction</a>
3.0	4. <a href="#">RF 2D CVC Teacher Dir</a>

Enter score. Click SAVE SCORES.

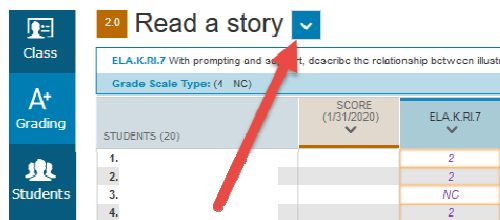


**TIP\*\* Edit an Assignment**

You can edit the assignment at any time, by clicking the charm GRADING- ASSIGNMENT LIST. Click the pencil icon in the edit column next to the assignment.

**TIP\*\* Advance to another Assignment**

You can select another assignment to enter scores for, by clicking the arrow. Remember to save your scores first.



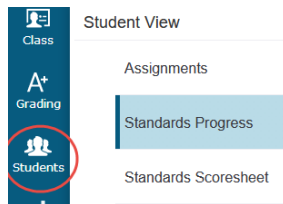
# POWERTEACHER PRO GRADEBOOK

## Assignments & Standards

### Entering Scores - *STUDENT STANDARDS PROGRESS*

There are multiple ways to enter assignment standard scores.  
Teachers can reference the Assignment or Student Standards Progress or Student Standards Scoresheet

#### STANDARDS PROGRESS



1. Click the STUDENTS charm.
2. Select the student. Click STANDARDS PROGRESS.
3. Click the number of assignments, associated to the standard.

#### Standards Progress

ELA.K.RF.1.D Recognize and name all upper- and lowercase letters of the alphabet.			
Grade Scale Type: (4 - NC)			
STANDARDS	T1	T2	ASSIGNMENTS
<b>ELA(A) Gr K English Language Arts</b>			
ELA.K.RF.1.D - Recoqnize and name all upper- and lowercase letters of the...	2		2
ELA.K.RF.2.D - Isolate and pronounce the initial, medial vowel, and final sou...	*		2
ELA.K.RF.3.A - Demonstrate basic knowledqe of one-to-one letter-sound c...	*		2
ELA.K.RF.3.B - Associate the long and short sounds with the common spelli...	*		0

4. The next screen displays the standards associated to the assignment. Enter scores.

Standard Grade

ELA.K.RF.1.D Recognize and name all upper- and lowercase letters of the alphabet. [Show More](#)

Grade Scale Type: (4 - NC)

ASSIGNMENT	Due:	ELA.K.RF.1.D
3.0 RF 1D Uppercase Lowercase	Due: 1/2/2020	3
2.0 RF 1D Point to Uppercase Lowercase	Due: 1/1/2020	NC

TIP\*\* Advance to another Standard for the same student. You can select another standard for the student, by clicking the arrow. Remember to save your scores first.

ELA.K.RF.1.D

Recognize and name all upper- and lowercase letters of the alphabet.

Standards Progress /