

# BHS Senior Night

## BHS Counseling Department:

*Shannon Lungariello, College & Career*

*Jennifer Gioglio, A-Di*

*Jessica Cintron-Henry, Do-K*

*Debbie Burch, L-Q*

*Kaitlyn McCabe, R-Z*

*Rosa Hopcroft, Secretary*

# Post High School Options

- Gap Year
- Military
- Employment
- Further Education/Training
  - Apprenticeships
  - Career or Trade School
  - 2-Year/Community College
  - 4-Year College/University

# Military

- Options
  - Enlistment
  - Military/Service Academy
  - ROTC - Reserve Officers' Training Corps (Scholarship)
  - College then Enlistment
- Interested students should meet with recruiters and/or campus ROTC representatives AND take the ASVAB test.

# *Transfer Options*

# Transfer Program Benefits

- Save money
- Complete general education courses required at most colleges and universities
- Live at home, commute, and work while going to school
- Can take one or two courses to get a sense of college-level work

# Guaranteed Admission Program (GAP)

- Begin at CT community college
- 3 Areas of Study: Liberal Arts/Sciences; Ag, Health, & Natural Resources; Business
- Complete 2 years (earn Associate's)
- GPA/Course Requirements (3.0-3.3)
- Transfer to Univ. of Connecticut
- Complete 2 more years for Bachelor's
- <https://admissions.uconn.edu/apply/transfer/gap>

# CSCU Transfer Tickets

- Begin at CT community college
- 26 Available Majors
- Complete 2 years (earn Associate's Degree)
- Maintain 2.0 GPA
- Transfer to Western, Southern, Central, or Eastern
- Complete 2 more years to earn Bachelor's Degree
- <http://www.ct.edu/transfer/tickets>

# CSCU College of Technology Pathways

- Begin at CT community college
- Complete 2 years (earn Associate's in Engineering Science or Technology Studies)
- Meet GPA Requirements
- Transfer to Central, Eastern, Southern, Fairfield, Univ. of Bridgeport, Univ. or Hartford, or UConn
- Complete 2 more years to earn Bachelor's
- <http://www.ct.edu/cot>

# *The College Application Process*

*“College is a match to be made,  
not a prize to be won.”*

# Finding the Fit

- Identify colleges that meet your academic and personal needs:
  - Offer the **course of study** you want to pursue--and provide opportunities to explore if undecided
  - Provide instruction and learning opportunities in a manner that is compatible with **how you like to learn**
  - Is a good match for your level of **ability and preparation**
  - Provides a **community** that feels like home
  - Fits your **financial situation**



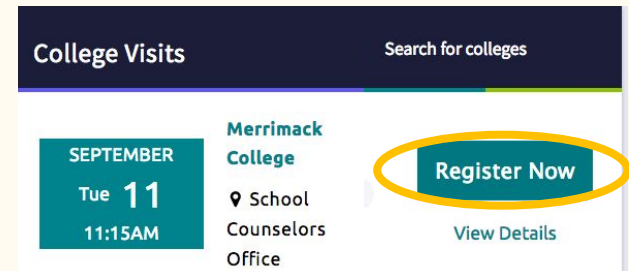
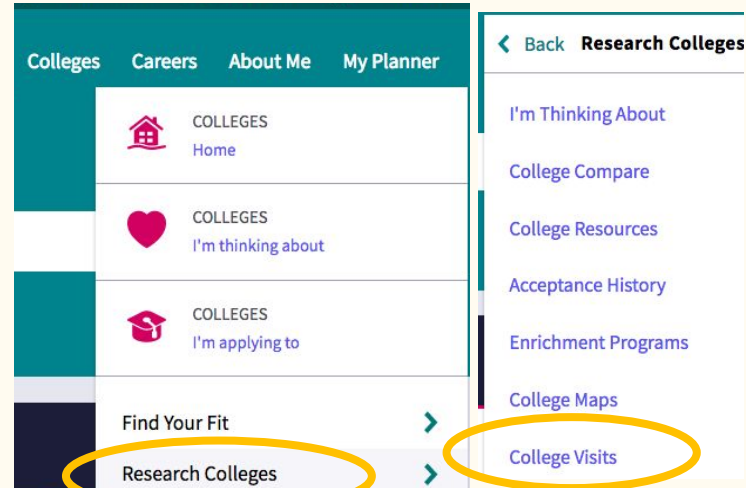
# Finding the Fit

- Keep rankings and labels in perspective.
  - Often it's not the school's name/reputation, but how YOU make the most of your education that makes the difference.
  - Explore colleges that will provide opportunities to help you maximize your experience (e.g., honors programs, professional partnerships, study abroad programs).
- Consider the big picture (e.g., graduate school, lifestyle after college).

***The best place for you will be the place that values you  
for what you have to offer!***

# Finding the Fit

- Conduct college searches on Naviance and/or College Board.
- Visit college campuses.
  - Most colleges host fall Open Houses. Get more information and sign up to attend on the college's admissions page.
  - If possible, visit BEFORE you apply!
- Attend College Fairs.
  - Danbury Mall College Fair - October 21, 5:00-8:30 p.m.
- Meet with college reps at BHS.
  - Sign up for visits in Naviance.



# Finalize List of Schools

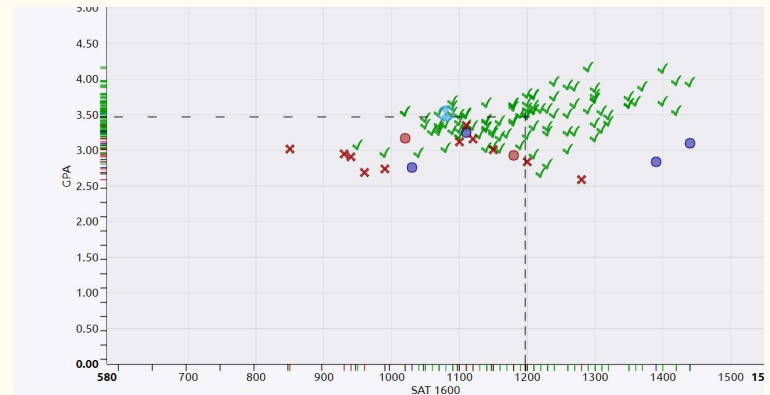
- Aim for a mix of target, reach, and safety schools (both for admissions and financial aid), with most being **target** schools.
- View admissions data and information in Naviance (*Overview*→ *Counselor Comments*; *Admissions*→ *Scattergrams*).
- Also reach out to an admissions office, speak with a rep, or consult the university's website to get the most recent admissions data.

Merrimack College ❤️

Overview Studies

## Counselor Comments

Updated 9/9/19: ADMISSIONS COUNSELOR: Rich Perez, parezr@merrimack.edu  
23; For Nursing students: avg GPA 3.5, avg SAT 1200, want 4 years of math  
except for Nursing, Admissions decisions based mainly on GPA (B+, B range)  
letters of recommendation.. 1 year of world language is required for admission



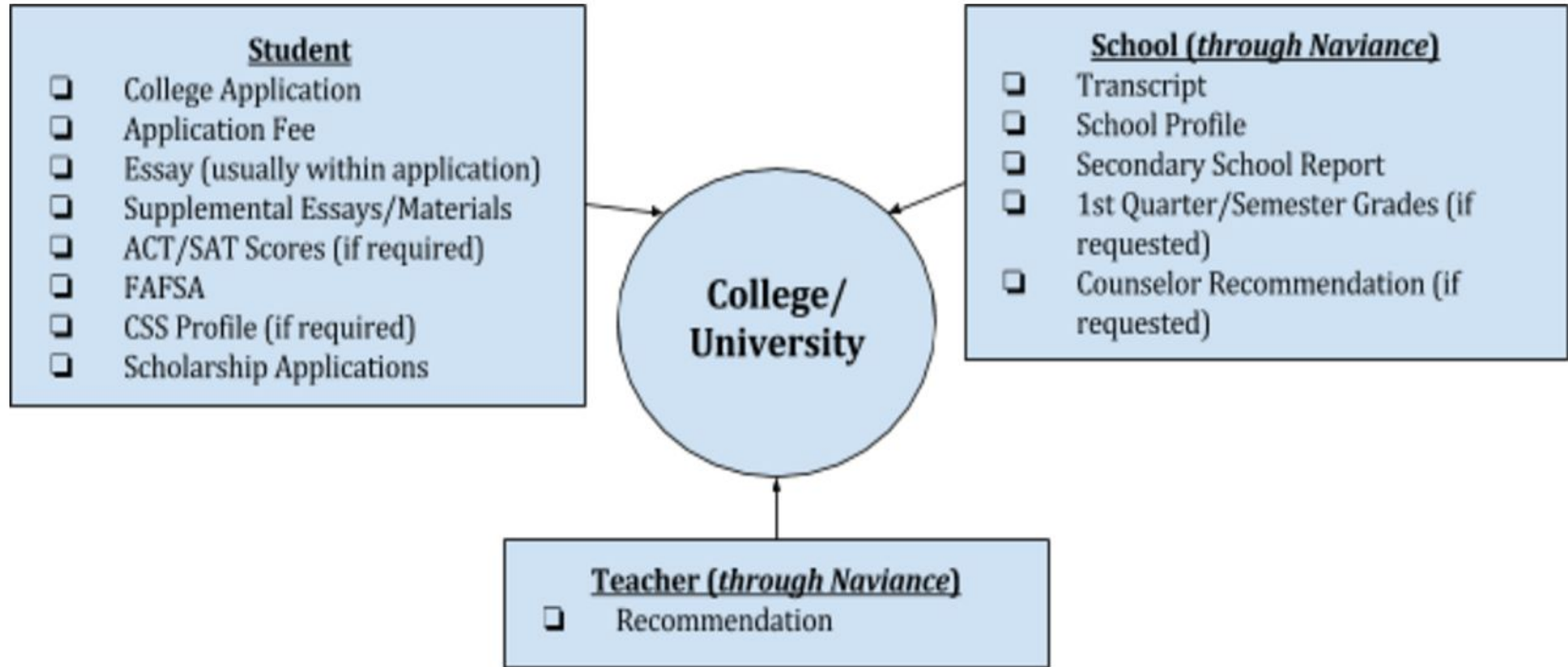
# Identify Application Deadlines

- Some schools offer early application options (Oct - Dec):
  - **Early Decision** (Only 1 School)
    - These agreements are binding. If you are accepted to this school, you are pledging to attend, without regard to financial assistance!
  - **Early Action** (multiple schools - unless restrictive)
    - This decision is not binding, but allow students to receive notification sooner.
- **Regular Admission** (Jan - March)
  - Decision in the spring or earlier
- **Rolling Admission** - apply early
  - Applications are reviewed as they are received. An admissions decision is made once the committee has reviewed all materials.

# Identify Admissions Requirements

- Check the Admissions page of the college's website to determine requirements:
  - Application
    - Sometimes students have the option to use the Common Application, Coalition Application, or the college's own application. If applying to at least two schools which use the Common or Coalition Application, it can simplify the application process to use that platform.
  - Fee (*Students enrolled in the Free & Reduced Lunch program can have the fee waived.*)
  - Essay
  - Supplemental Essays
  - SAT/ACT scores
  - Letters of Recommendation
  - Portfolios/Auditions
  - Interview
    - If colleges offer an interview, we encourage students to take advantage of the opportunity to present themselves in person to an admissions counselor or alum!

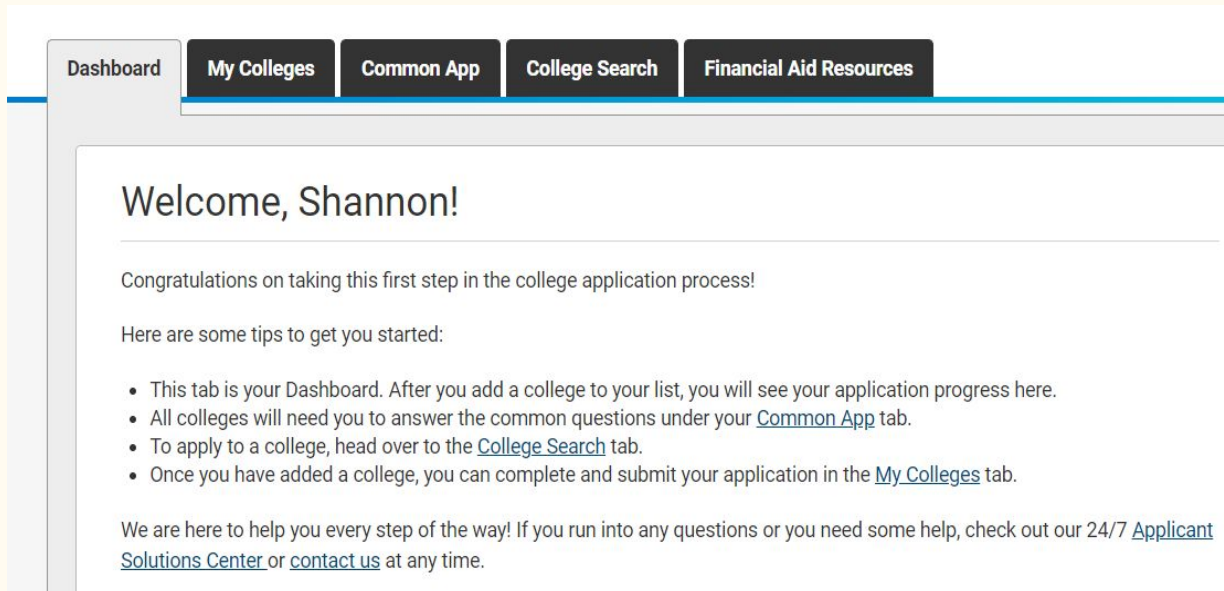
# Who is responsible for submitting which materials?



# *Completing the Common Application*

# Common Application

- Standardized online application platform
- Used by over 900 colleges and universities
- Students create an account at [commonapp.org](https://commonapp.org)



The screenshot shows the Common Application dashboard interface. At the top, there is a navigation bar with five tabs: "Dashboard", "My Colleges", "Common App", "College Search", and "Financial Aid Resources". The "Dashboard" tab is currently selected. Below the navigation bar, the main content area displays a personalized welcome message: "Welcome, Shannon!". This is followed by a congratulatory message: "Congratulations on taking this first step in the college application process!". Below this, there is a section titled "Here are some tips to get you started:" which contains a bulleted list of four items: 1. "This tab is your Dashboard. After you add a college to your list, you will see your application progress here." 2. "All colleges will need you to answer the common questions under your [Common App](#) tab." 3. "To apply to a college, head over to the [College Search](#) tab." 4. "Once you have added a college, you can complete and submit your application in the [My Colleges](#) tab." At the bottom of the dashboard, there is a final message: "We are here to help you every step of the way! If you run into any questions or you need some help, check out our 24/7 [Applicant Solutions Center](#) or [contact us](#) at any time."



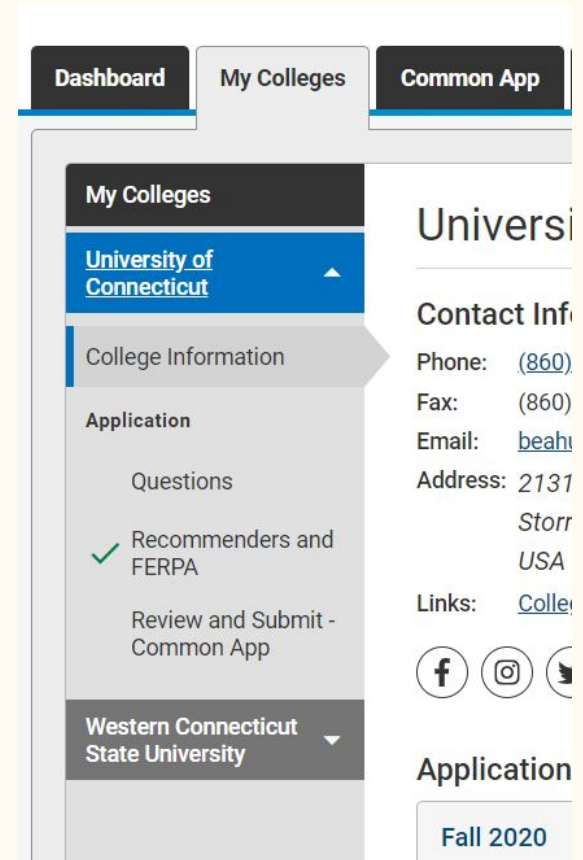
# Common Application

- **Common App Tab** = information that will be sent to all schools
- **Education** → Look for an email from Mrs. L for info about decile, weighting, and class size.
- **Testing** → Only input test scores if you want ALL schools on your list to see them; many will still need official score reports.
- **Activities** → List activities in order of importance; use short, specific phrases.
- **Writing** → Essay
- **Courses & Grades** → Only complete this section if at least one of your colleges requires it.

The image shows a screenshot of the Common Application website. At the top, there are four navigation tabs: "Dashboard", "My Colleges", "Common App", and "College Search". The "Common App" tab is selected. Below the navigation, there is a sidebar menu with the following options: "Common Application", "Profile", "Family", "Education", "Testing", "Activities", "Writing", and "Courses & Grades" (with a sub-note "0 college(s) require"). The "Profile" option is highlighted. The main content area is titled "Profile" and contains a section for "Personal Information". This section has three input fields: "First/given name\*" with the value "Shannon", "Middle name" (empty), and "Last/family/surname\*" with the value "Lungariello".

# Common Application

- **My Colleges Tab** = additional questions/essays unique to each college
- **Questions** → This section may include supplemental essays; make these responses specific to each school. This is a great way to **demonstrate interest!**
- **Recommenders and FERPA** → Invite outside recommenders (NOT BHS teachers & counselors) and complete FERPA (deciding whether to waive right to see letters of recommendation).
- **Review and Submit** → Last step = Apply to each school individually and pay fee electronically.

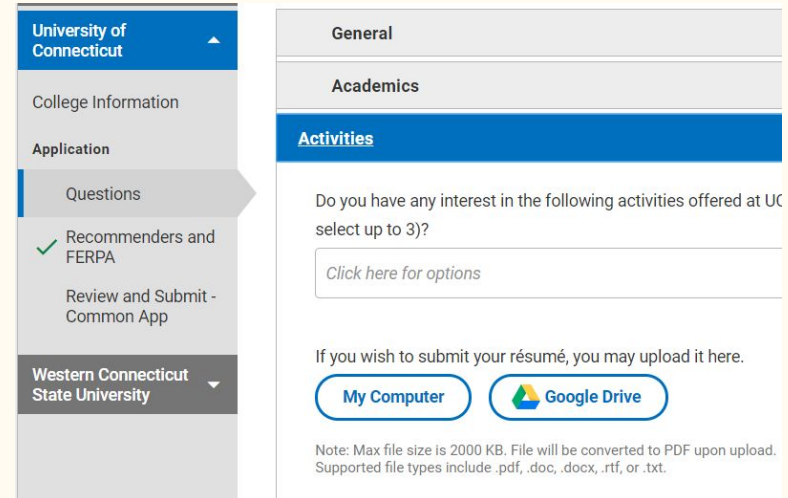
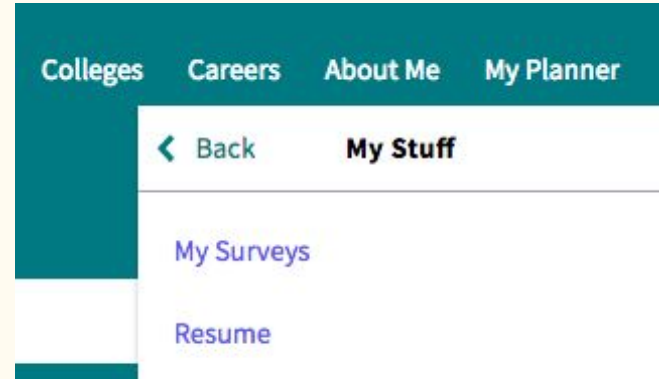


# The College Essay

- Purpose → give colleges more insight into who you are
- Choose a topic that adds something to your application, elaborates on something you want to highlight, or addresses a potential concern of colleges.
- ***What do I want to stick in the admissions counselor's mind?***
- Think of it as a narrative, rather than an academic essay. Use details and description to engage the reader. ***Show; don't tell.***
- The student voice should come through clearly in the essay.
- Supplemental Essays → Personalize it to the school, but connect it to yourself.  
(Student + School = Good Fit)
- Ask one person for feedback.

# Resume

- Sometimes required, often simply recommended
- Opportunity to elaborate on activities, awards, etc.
- Can edit on Naviance, choose from different templates, and export as PDF or word document
- Counselors will review for letters of rec
- Upload to application or send to admissions counselor
- Bring copy for any admissions interview



*Tasks to Complete for  
BHS to Process  
Paperwork*

# Common App vs. Naviance

## Common App

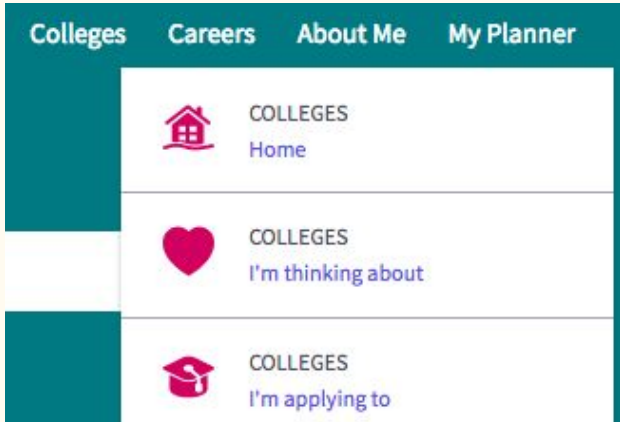
Students input information into the application and submit (with fee) directly to the college.

## Naviance

Teachers and counselors submit all school documents (e.g., transcripts, letters of rec) directly to the college.

# Enter Application Information in Naviance

- Enter colleges you are considering in *Colleges I'm thinking about*.
- Enter colleges you will apply to in *Colleges I'm applying to*.

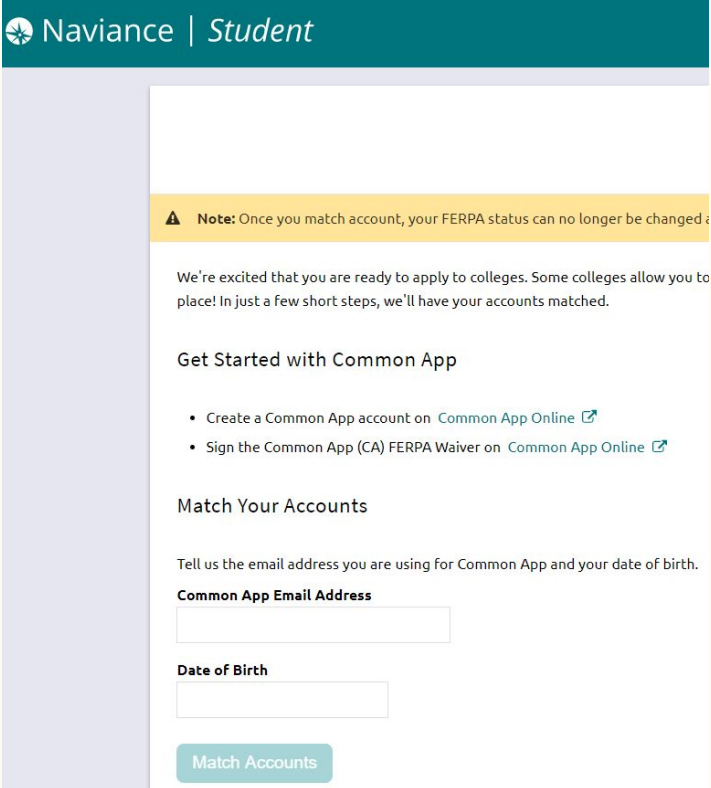


- Check the application type and deadline
- Check the Submission Type → no question marks

	College	Type	Deadline	Expected Difficulty*	Transcripts	Office materials	Submission Type
<input type="checkbox"/>	Boston University	ED	Early Decision 1	November 1	N/A	no request	Pending
<input type="checkbox"/>	University of California, Berkeley	EA	Early Action	-	N/A	no request	Pending
<input type="checkbox"/>	University of Connecticut	PRI	Priority	December 1	N/A	no request	Pending
<input type="checkbox"/>	Naugatuck Valley Community College	ROLL	Rolling	June 1	N/A	no request	Pending
<input type="checkbox"/>	The University of Texas, Austin	RD	Regular Decision	December 1	N/A	no request	Pending

# Match Naviance to Common App

- Accounts must be matched before requesting school docs
- Before matching accounts, students must:
  - Make sure all schools are in Naviance and Common App
  - Complete first part of Education section of Common App
  - Complete FERPA
  - Match accounts



The screenshot shows the Naviance Student interface. At the top, there is a teal header with the Naviance logo and the word "Student". Below the header, a yellow banner contains a note: "Note: Once you match account, your FERPA status can no longer be changed". The main content area is white and contains the following text: "We're excited that you are ready to apply to colleges. Some colleges allow you to place! In just a few short steps, we'll have your accounts matched." Below this, there is a section titled "Get Started with Common App" with two bullet points: "Create a Common App account on [Common App Online](#)" and "Sign the Common App (CA) FERPA Waiver on [Common App Online](#)". The next section is "Match Your Accounts", which includes the instruction "Tell us the email address you are using for Common App and your date of birth." There are two input fields: "Common App Email Address" and "Date of Birth". At the bottom of the form is a teal button labeled "Match Accounts".



# Important Deadlines

- Request letters of recommendation and transcripts **AT LEAST 10 SCHOOL DAYS PRIOR TO ANY DEADLINE.**
- Please pay attention to those that fall around holidays.
- The Counseling Department cannot accommodate last-minute applications.

College Application Deadline	Request Due No Later Than
October 15	September 26
November 1	October 18
November 15	November 1
December 1	November 13
December 15	November 27
January 1	December 6
January 15	January 2
February 1	January 16

# Teacher Letters of Recommendation

- Be aware of the number of letters a college requires and allows and any other stipulations.
- Most colleges require 0-2 letters. Students should not need to ask more than 2 teachers. Quality over quantity -- more letters are not necessarily better.
- Choose teachers who know you well.
- Talk with your teachers IN PERSON, and submit any materials they require.
- Submit the request in Naviance.
- Follow up with a written note of thanks.

# Teacher Letters of Recommendation

- You may select that letters are sent to **specific colleges OR all current and future colleges.**
- If you click on “Choose **specific** colleges,” you can view the number of letters each college requires/allows.
- Be thoughtful and informed when requesting letters.
- You can include a personal note in your Naviance request. Feel free to include any additional information that may be helpful to the teacher. Or just a thank you. :-)

Letters of recommendation

## Add new request

Here you can ask a teacher to write you a letter of recommendation. If you don't have any co of time to write your recommendations!

1. Who would you like to write this recommendation?\*

Alessio, Anthony

2. Select which colleges this request is for:\*

- Choose **specific** colleges from your *Colleges I'm Applying To* list
- All current and future colleges I add to my *Colleges I'm Applying To* list

3. Include a personal note to remind your recommender request:

Choose **specific** colleges from your *Colleges I'm Applying To* list

Colleges ^

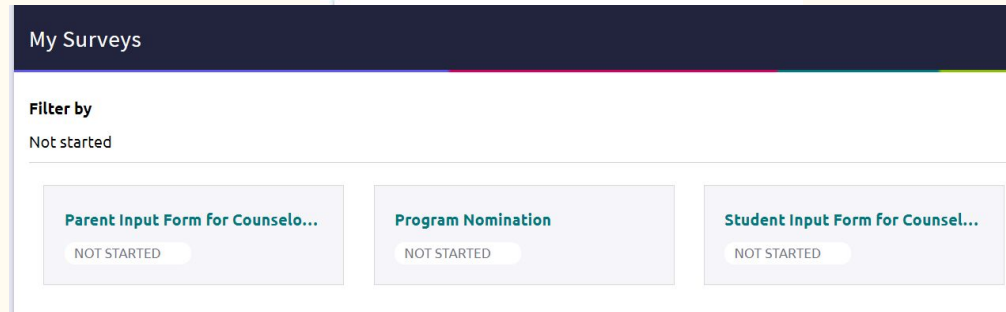
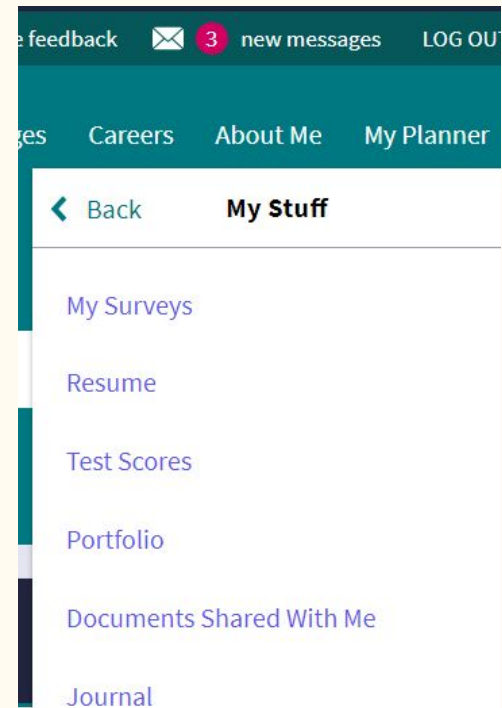


Boston University

1 required / 2 allowed / 0 requested

# Counselor Letters of Recommendation

- Determine if any schools require counselor letters.
- **Students** - Update your resume.
- **Students** - Complete the Student Input form on Naviance.
- **Parents** - Complete the Parent Input Form on Naviance.
- Indicate on Transcript Request form that you need counselor letter.



# Requesting Transcripts

- Request **initial** transcripts on Naviance in “Colleges I’m applying to” if you haven’t already.
- Submit a Transcript Request Form to Mrs. Hopcroft in the Counseling Office **at least 10 school days prior to their earliest deadline.**
- You can use 1 form to request for multiple schools. You can also submit additional forms if you add additional schools.

# Transcripts and Grades

- Colleges evaluate a student's transcript to see the rigor of the student's curriculum and academic performance.
- Senior year matters!
- Some colleges require/allow students to submit first quarter and/or first semester grades. Those grade reports will be requested at a later time.
- GPAs will not be recalculated until after the 1st semester.
- The Counseling Department also sends a secondary school report with the transcript that indicates the student's decile ranking.

# *Completing the Application Process*

# Standardized Testing

- Determine if schools require standardized test scores. If needed, they'll accept either the SAT or ACT.
- Some more competitive colleges require SAT Subject tests and/or an SAT or ACT with writing. Some schools accept ACT tests in lieu of subject tests.
- Plan for any additional test dates if needed. Register for the SAT at [collegeboard.org](http://collegeboard.org) and the ACT at [act.org](http://act.org).
- Review any test-optional schools to determine if you'll send scores. ([Fairtest.org](http://Fairtest.org) provides a list of test-optional schools.)
  - Get the most recent score information from the college. In general, if students fall in the average range (i.e., middle 50%), most colleges will recommend sending scores.
  - Some colleges require scores for scholarships or specific programs.



# Standardized Testing

- Reporting scores
  - Some colleges need official score reports. Request these through your College Board or ACT account.
  - More colleges are allowing students to self-report. This can usually be done through your application or by downloading a score report and sending it to the Admissions Office. Just remember that scores in the Common App will be sent to ALL schools.
  - If colleges superscore, simply send the scores from multiple test dates.

# Application Checklist

- Request a *teacher letter* and *counselor letter* if needed.
- Request *transcripts* on Naviance.
- Submit *Transcript Request Form* to Mrs. Hopcroft in Counseling Office.
- Send your *SAT scores* via [Collegeboard.org/ACT.org](https://collegeboard.org/ACT.org) or self-report (if allowed).
- Complete *application and fee payment* online.
- Essay*: Upload to online application.
- Resume* (highly recommended): Upload to application or email to admissions.
- Send any other *supporting documents* you want to include (e.g. art portfolio) or request admissions *interview* if possible.

***\*\*There is not a specific order to submitting all materials as long as everything arrives at the college by the deadline.***

# Financial Aid

- **Financial Aid Night at BHS → Wednesday, Sept. 25 at 6:00 p.m. in Auditorium**
- FAFSA: Free Application For Federal Student Aid
  - We encourage all families to complete this application.
  - Complete ASAP after it opens on October 1
  - [www.fafsa.ed.gov](http://www.fafsa.ed.gov) - must apply online (NOT [www.fafsa.com](http://www.fafsa.com))
- CSS Profile:
  - Required by some private schools
  - Must apply online at <https://cssprofile.collegeboard.org/>
- Other useful sites
  - [www.fastweb.com](http://www.fastweb.com)
  - [www.finaid.org](http://www.finaid.org)

# Scholarships

- Check with each college to see if they offer scholarships and get more information about the scholarship review process. Many colleges will automatically review students for scholarships when they apply to the school.
- Be aware of any specific requirements (e.g., SAT/ACT scores) or earlier deadlines colleges have for scholarship consideration (e.g., UConn's Priority Deadline = December 1).
- Some colleges offer scholarships for students in specific majors or those admitted into an Honors Program. Check the college's website and consider reaching out to the Admissions Office about any additional scholarships and the requirements.

# Scholarships

- Local scholarships are posted on Naviance (*Colleges* → *Scholarships & Money* → *Scholarship List*) and the BHS School Counseling website's *Scholarship* page. These generally become available after January 1.
- National scholarships – See links posted on BHS School Counseling website's *Scholarship* page.
- Investigate other scholarship opportunities:
  - Businesses/Places of Employment
  - Community organizations
  - Special Interest
- Be aware of scholarships scams. You should not have to pay to complete scholarship applications!

# New England Regional Tuition Break Program

- Get comparable in-state tuition at out-of-state schools. Some majors that are not offered by a CT State College are eligible for a reduced tuition amount at other New England region state schools.
- Visit <https://nebhe.org/tuitionbreak/find-a-program/connecticut/> to see a list of participating schools in the New England region, as well as eligible majors for CT residents.
- *Some of the majors:* Architecture (BFA), Business Psychology, Cinema Production, Creative Writing (BFA), Dance, Entrepreneurship, Ethnic and Gender Studies, Fashion Design & Retailing, Film Media/Studies, Game Design, Homeland Security, Meteorology, Music Business, Photography

# National Collegiate Athletic Association

- *Who needs to register?*
  - Students who plan to play Division I or II athletics in college.
- *How do you register?*
  - <https://web3.ncaa.org/ecwr3/>
- When visiting colleges, consider reaching out to coaches to set up a meeting.
- In addition to counselors, coaches are a great resource.

# Reminders for ECE & AP Students

- ECE online applications due Monday, September 16.
- Interested students should pick up a form in the Counseling Office and have them signed by Mrs. Lungariello.
- Courses Offered: AP Biology, AP English Literature, AP US History, AP European History, Music Appreciation II
- Students taking an AP course must enroll in courses online by Friday, September 13
- Students received information in class last week about how to enroll.
- Mrs. Gioglio also sent an email with instructions on Monday, September 9.



# Ending Thoughts for Students

- **Senior year matters!** Focus on doing well in your classes and finishing your high school career on a strong and positive note!
- **Stay organized!**
  - Put deadlines and appointments in calendar or phone.
  - Create folders within email for each college to which you apply, scholarships, BHS college info, etc.
- **Be aware of how you present yourself to colleges--**in person, in your application, and on social media.
- **Take the lead on your college search and application process.** YOU should be the one reaching out to teachers, counselors, and **ESPECIALLY COLLEGES** regarding your application. This is **YOUR** future!

*Thank you for  
coming!*

*Please reach out at  
any time with  
questions, concerns,  
or to set up a  
meeting.*

*Any  
questions?*

